

Invacare Top End Paul Schulte Basketball - UK Price List and Order Form

For accuracy of ordering, please fax order to Invacare Customer Service on 01656 776220 or e-mail to: ordersuk@invacare.com



Account name: _____ Account number: _____
 PO number: _____
 Phone number: _____ Fax number: _____
 Address: _____

Customer name: _____ Phone number: _____
 Address: _____
 Ship to: Provider Customer (Order will be shipped to provider unless otherwise noted)

DATE:

QUOTE

ORDER

- Please indicate your choice with a cross in this square
 Indicate that this option has no upcharge

Manual Sport Wheelchair
 January 2012


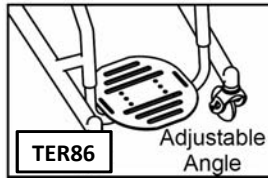
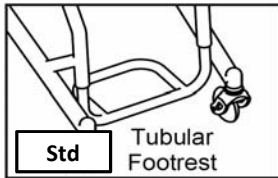
Item	Description	Comments and/or non compatibilities information	Price
<input type="checkbox"/> PS7	Top End PSSBB 7000 Series BB wheelchair	Aluminium wheelchair	£2,499
<input type="checkbox"/> TER61	Heavy duty option	Weight limit 350 lbs - approx. 159 kg	£340
<input type="checkbox"/> RACE101	CAD drawings	Specify e-mail: _____ @ _____	POA
SEATING OPTIONS			
Seat width			
<input type="checkbox"/>	Seat width 12" (approx. 305 mm)		<input type="radio"/>
<input type="checkbox"/>	Seat width 12.5" (approx. 318 mm)		<input type="radio"/>
<input type="checkbox"/>	Seat width 13" (approx. 330 mm)		<input type="radio"/>
<input type="checkbox"/>	Seat width 13.5" (approx. 343 mm)		<input type="radio"/>
<input type="checkbox"/>	Seat width 14" (approx. 356 mm)		<input type="radio"/>
<input type="checkbox"/>	Seat width 14.5" (approx. 368 mm)		<input type="radio"/>
<input type="checkbox"/>	Seat width 15" (approx. 381 mm)		<input type="radio"/>
<input type="checkbox"/>	Seat width 15.5" (approx. 394 mm)		<input type="radio"/>
<input type="checkbox"/>	Seat width 16" (approx. 406 mm)		<input type="radio"/>
<input type="checkbox"/>	Seat width 16.5" (approx. 419 mm)		<input type="radio"/>
<input type="checkbox"/>	Seat width 17" (approx. 432 mm)		<input type="radio"/>
<input type="checkbox"/>	Seat width 17.5" (approx. 445 mm)		<input type="radio"/>
<input type="checkbox"/>	Seat width 18" (approx. 457 mm)		<input type="radio"/>
<input type="checkbox"/>	Seat width 18.5" (approx. 470 mm)		<input type="radio"/>
<input type="checkbox"/>	Seat width 19" (approx. 483 mm)		<input type="radio"/>
<input type="checkbox"/>	Seat width 19.5" (approx. 495 mm)		<input type="radio"/>
<input type="checkbox"/>	Seat width 20" (approx. 508 mm)		<input type="radio"/>
<input type="checkbox"/>	Seat width 20.5" (approx. 521 mm)		<input type="radio"/>
<input type="checkbox"/>	Seat width 21" (approx. 533 mm)		<input type="radio"/>
<input type="checkbox"/> TER1	Tapered seat width Rear seat width: _____ Front seat width: _____	Maximum difference = 4"	<input type="radio"/>
Seat depth (upholstery)			
<input type="checkbox"/>	Seat depth 12" (approx. 305 mm)		<input type="radio"/>
<input type="checkbox"/>	Seat depth 13" (approx. 330 mm)		<input type="radio"/>
<input type="checkbox"/>	Seat depth 14" (approx. 356 mm)		<input type="radio"/>
<input type="checkbox"/>	Seat depth 15" (approx. 381 mm)		<input type="radio"/>
<input type="checkbox"/>	Seat depth 16" (approx. 406 mm)		<input type="radio"/>
<input type="checkbox"/>	Seat depth 17" (approx. 432 mm)		<input type="radio"/>
<input type="checkbox"/>	Seat depth 18" (approx. 457 mm)		<input type="radio"/>
<input type="checkbox"/>	Seat depth 19" (approx. 483 mm)		<input type="radio"/>
Extra frame depth			
<input type="checkbox"/>	Standard	0" (approx. 0 mm)	<input type="radio"/>
<input type="checkbox"/>		1" (approx. 25 mm)	<input type="radio"/>
<input type="checkbox"/>		1 ½" (approx. 38 mm)	<input type="radio"/>
<input type="checkbox"/>		2" (approx. 51 mm)	<input type="radio"/>
FOOTREST OPTIONS			
<input type="checkbox"/>	Standard	Tubular footrest	Height adjustable
Footrest width: _____		Standard = Seat width minus 6"	
Footrest height (top to floor): _____		Range: 1" - 5.5"	
Front frame angle			
<input type="checkbox"/>	<input type="checkbox"/>	80°	<input type="radio"/>
<input type="checkbox"/>	<input type="checkbox"/>	85° (standard)	
<input type="checkbox"/>	<input type="checkbox"/>	90°	
<input type="checkbox"/>	<input type="checkbox"/>	95°	
<input type="checkbox"/> TER10	Plastic footrest cover		£50
<input type="checkbox"/> TER89	Carbon fibre footrest cover		£84
<input type="checkbox"/> TER124	Click strap upgrade		£56

<input type="checkbox"/>	TER86	Adjustable angle footplate	Height and angle adjustable	£84
		Footrest width: _____	Standard = Seat width minus 6"	○
		Footrest height (top to floor): _____	Range: 1" - 5.5"	
<input type="checkbox"/>		With risers 2" (approx. 51 mm)		
<input type="checkbox"/>		With risers 4" (approx. 102 mm)		
		Front frame angle		
<input type="checkbox"/>		80°		
<input type="checkbox"/>		85° (standard)		
<input type="checkbox"/>		90°		
<input type="checkbox"/>		95°		
<input type="checkbox"/>	TER124	Click strap upgrade		£56
<input type="checkbox"/>	TER187	Platform footrest	Height, angle and forward/rearward adjustable	£102
		Platform Footrest Plate Style		○
<input type="checkbox"/>		Platform plate		
<input type="checkbox"/>		Oval plate		○
<input type="checkbox"/>	TER124	Click strap upgrade		£56
SEAT HEIGHTS OPTIONS				
Seat height front				
<input type="checkbox"/>		Seat height front 14.5" (approx. 368 mm)		○
<input type="checkbox"/>		Seat height front 15" (approx. 381 mm)		○
<input type="checkbox"/>		Seat height front 15.5" (approx. 394 mm)		○
<input type="checkbox"/>		Seat height front 16" (approx. 406 mm)		○
<input type="checkbox"/>		Seat height front 16.5" (approx. 419 mm)		○
<input type="checkbox"/>		Seat height front 17" (approx. 432 mm)		○
<input type="checkbox"/>		Seat height front 17.5" (approx. 445 mm)		○
<input type="checkbox"/>		Seat height front 18" (approx. 457 mm)		○
<input type="checkbox"/>		Seat height front 18.5" (approx. 470 mm)		○
<input type="checkbox"/>		Seat height front 19" (approx. 483 mm)		○
<input type="checkbox"/>		Seat height front 19.5" (approx. 495 mm)		○
<input type="checkbox"/>		Seat height front 20" (approx. 508 mm)		○
<input type="checkbox"/>		Seat height front 20.5" (approx. 521 mm)		○
<input type="checkbox"/>		Seat height front 20-7/8" (approx. 530 mm)		○
Seat height rear				
<input type="checkbox"/>		Seat height rear 14.5" (approx. 368 mm)		○
<input type="checkbox"/>		Seat height rear 15" (approx. 381 mm)		○
<input type="checkbox"/>		Seat height rear 15.5" (approx. 394 mm)		○
<input type="checkbox"/>		Seat height rear 16" (approx. 406 mm)		○
<input type="checkbox"/>		Seat height rear 16.5" (approx. 419 mm)		○
<input type="checkbox"/>		Seat height rear 17" (approx. 432 mm)		○
<input type="checkbox"/>		Seat height rear 17.5" (approx. 445 mm)		○
<input type="checkbox"/>		Seat height rear 18" (approx. 457 mm)		○
<input type="checkbox"/>		Seat height rear 18.5" (approx. 470 mm)		○
<input type="checkbox"/>		Seat height rear 19" (approx. 483 mm)		○
<input type="checkbox"/>		Seat height rear 19.5" (approx. 495 mm)		○
<input type="checkbox"/>		Seat height rear 20" (approx. 508 mm)		○
<input type="checkbox"/>		Seat height rear 20.5" (approx. 521 mm)		○
<input type="checkbox"/>		Seat height rear 20-7/8" (approx. 530 mm)		○
<input type="checkbox"/>	TER31	Solid seat with welded rigidizer bars		£142
AXLE POSITION "CENTRE OF GRAVITY"				
<input type="checkbox"/>	Fixed centre of gravity		Available with all side guards options	○
<input type="checkbox"/>	3" (approx. 76 mm)			
<input type="checkbox"/>	3.5" (approx. 89 mm)			
<input type="checkbox"/>	4" (approx. 102 mm)			
<input type="checkbox"/>	4.5" (approx. 114 mm)			
<input type="checkbox"/>	5" (approx. 127 mm)			
<input type="checkbox"/>	5.5" (approx. 140 mm)			
<input type="checkbox"/>	6" (approx. 152 mm)			
<input type="checkbox"/>	Other: _____			
<input type="checkbox"/>	Adjustable centre of gravity range		Backrest made of 6061 aluminium and bolt to the frame	○
<input type="checkbox"/>	2" to 4" (approx. 51 to 102 mm)		NC with side guards TER20, TER83, TER130	
<input type="checkbox"/>	3" to 5" (approx. 76 to 127 mm) - Standard		NC with side guards TER20, TER83, TER130	
<input type="checkbox"/>	4" to 6" (approx. 102 to 152 mm)		NC with side guards TER20, TER83, TER130	

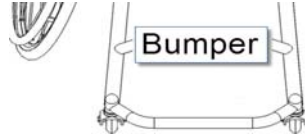
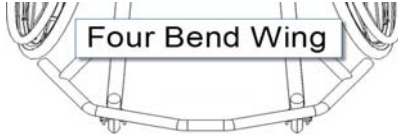
WHEEL BASE			
<input type="checkbox"/>		15" (approx. 381 mm)	<input type="radio"/>
<input type="checkbox"/>		16" (approx. 406 mm)	<input type="radio"/>
<input type="checkbox"/>		17" (approx. 432 mm)	<input type="radio"/>
<input type="checkbox"/>		18" (approx. 457 mm)	<input type="radio"/>
<input type="checkbox"/>		19" (approx. 483 mm)	<input type="radio"/>
<input type="checkbox"/>		Other: _____	<input type="radio"/>
WING STYLE			
<input type="checkbox"/>		Four bend	<input type="radio"/>
<input type="checkbox"/>		Bumper	<input type="radio"/>
<input type="checkbox"/>	TER200	Round wing with straight gussets	£73
ANTI-TIP WHEEL			
<input type="checkbox"/>	Standard	Fixed single anti-tip	<input type="radio"/>
<input type="checkbox"/>	TER115	Double anti-tip (swivel) In aluminium	£75
CAMBER			
<input type="checkbox"/>		Camber 12" (approx. 305 mm)	No other camber available <input type="radio"/>
<input type="checkbox"/>		Camber 15" (approx. 381 mm)	No other camber available <input type="radio"/>
<input type="checkbox"/>		Camber 18" (approx. 457 mm)	No other camber available <input type="radio"/>
<input type="checkbox"/>		Camber 20" (approx. 508 mm)	No other camber available <input type="radio"/>
TYRE-TO-TYRE DISTANCE			
<input type="checkbox"/>	Standard	i.e. seat width + 2.,5 =	<input type="radio"/>
<input type="checkbox"/>		Custom: _____	<input type="radio"/>
REAR WHEELS (see chart on last page)			
Rear wheels size			
<input type="checkbox"/>		24" (540)	<input type="radio"/>
<input type="checkbox"/>	Standard	25" (559)	<input type="radio"/>
<input type="checkbox"/>		26" (590)	<input type="radio"/>
<input type="checkbox"/>		700C	<input type="radio"/>
Rear wheels type			
<input type="checkbox"/>	Standard	Sun® High Performance	Delivered with high pressure Primo tyres <input type="radio"/>
<input type="checkbox"/>	TER131	Spinerger® SLX	24 spokes with 4 mm diameter £346
<input type="checkbox"/>	TER67	Spinerger® Spox	24 spokes with 3 mm diameter £328
<input type="checkbox"/>	TER143	Sun® Equalizer Sport	24" wheels: 36 spokes and 6 tabs pushrims 25/26"/700C : 48 spokes, cross lacing pattern with 12 tab £112
Spoke colour (only for Spinerger® wheels)			
<input type="checkbox"/>		Black	<input type="radio"/>
<input type="checkbox"/>		Yellow	<input type="radio"/>
<input type="checkbox"/>		White	<input type="radio"/>
<input type="checkbox"/>		Red	<input type="radio"/>
<input type="checkbox"/>		Blue	<input type="radio"/>
Tyres			
<input type="checkbox"/>	TER101	Kenda® tyres red	£50
<input type="checkbox"/>	TER101	Kenda® tyres yellow	£50
<input type="checkbox"/>	Standard	High pressure Primo tyres	<input type="radio"/>
Spoke guards			
<input type="checkbox"/>	TER21	Spoke guards clear	£50
<input type="checkbox"/>	TER21	Spoke guards black	£50
<input type="checkbox"/>	TER76	Titanium axles	£102
Pushrims options			
Type of pushrims			
<input type="checkbox"/>	Standard	Hard anodized aluminium pushrims	<input type="radio"/>
<input type="checkbox"/>	TER75	Titanium pushrims	NC 700C £260
Mounting position			
<input type="checkbox"/>	Standard	Standard mount	<input type="radio"/>
<input type="checkbox"/>		Close mount	<input type="radio"/>
Pushrims options			
<input type="checkbox"/>	TER40	Cut tabs aluminium pushrims	Only for close mount pushrims mounting position £24
<input type="checkbox"/>	TER140	Cut tabs titanium pushrims	Only for close mount pushrims mounting position £50
<input type="checkbox"/>	TER129	12-tab upgrade	Only for Spinerger® wheels, no 24" £120
BACKREST			
<input type="checkbox"/>	Fixed height	Available with all side guard options	
<input type="checkbox"/>		8" (approx. 203 mm)	<input type="radio"/>
<input type="checkbox"/>		8.5" (approx. 216 mm)	
<input type="checkbox"/>		9" (approx. 229 mm)	
<input type="checkbox"/>		9.5" (approx. 241 mm)	
<input type="checkbox"/>		10" (approx. 254 mm)	
<input type="checkbox"/>		10.5" (approx. 267 mm)	
<input type="checkbox"/>		11" (approx. 279 mm)	
<input type="checkbox"/>		10.5" (approx. 267 mm)	
<input type="checkbox"/>		11" (approx. 279 mm)	

<input type="checkbox"/>	11.5" (approx. 292 mm)			
<input type="checkbox"/>	12" (approx. 305 mm)			
<input type="checkbox"/>	12.5" (approx. 318 mm)			
<input type="checkbox"/>	13" (approx. 330 mm)			
<input type="checkbox"/>	13.5" (approx. 343 mm)			
<input type="checkbox"/>	14" (approx. 356 mm)			
<input type="checkbox"/>	14.5" (approx. 368 mm)			
<input type="checkbox"/>	15" (approx. 381 mm)			
<input type="checkbox"/>	15.5" (approx. 398 mm)			
<input type="checkbox"/>	Adjustable height range			
<input type="checkbox"/>	Short: 9" to 11" (approx. 229 to 279 mm)			
<input type="checkbox"/>	Low: 11" to 14" (approx. 279 to 356 mm)			
<input type="checkbox"/>	Med: 14" to 18" (approx. 356 to 457 mm)			
SIDE GUARDS				
<input type="checkbox"/>	Standard	Without		
<input type="checkbox"/>	TER95	Clamp-on fixed aluminium side guards		£84
<input type="checkbox"/>	TER20	Fixed aluminium side guards	Incompatible with adjustable centre of gravity	
<input type="checkbox"/>	Even with wheels		Incompatible with adjustable centre of gravity	
<input type="checkbox"/>	1" above wheels		Incompatible with adjustable centre of gravity	
<input type="checkbox"/>	Height above seat:		Incompatible with adjustable centre of gravity	
<input type="checkbox"/>	TER83	Fixed carbon fibre side guards	Incompatible with adjustable centre of gravity and tapered seat	
<input type="checkbox"/>	Even with wheels		Incompatible with adjustable centre of gravity and tapered seat	
<input type="checkbox"/>	1" above wheels		Incompatible with adjustable centre of gravity and tapered seat	
<input type="checkbox"/>	Height above seat:		Incompatible with adjustable centre of gravity and tapered seat	
<input type="checkbox"/>	TER130	Welded alu tube sideguards with weld. alu panel	Std distance, inside-to-inside between welded tubes=seat width	
<input type="checkbox"/>	Even with wheels		Incompatible with adjustable centre of gravity	
<input type="checkbox"/>	1" above wheels		Incompatible with adjustable centre of gravity	
<input type="checkbox"/>	Height above seat:		Incompatible with adjustable centre of gravity	
SAFETY AND COMFORT OPTIONS				
	Standard	Calf strap		
	Standard	Frame protector - rear	Required for tournament play	
<input type="checkbox"/>	TER14	Cushion, soft, 2" (approx. 508 mm)		£50
<input type="checkbox"/>	TER14	Cushion, soft, 3" (approx. 762 mm)		£50
<input type="checkbox"/>	TER33	Cushion, hard, 2" (approx. 508 mm)		£84
<input type="checkbox"/>	TER33	Cushion, hard, 3" (approx. 762 mm)		£84
<input type="checkbox"/>	TER33	Cushion, hard, 4" (approx. 102 mm)		£84
<input type="checkbox"/>	TER37	Frame protector - front		£25
<input type="checkbox"/>	XLT33	Alignment gauge		£50
<input type="checkbox"/>	TER126	Click-strap large	Pad length approx. 12" (305 mm)	£58
<input type="checkbox"/>	TER125	Click-strap medium	Pad length approx. 10" (254 mm)	£54
<input type="checkbox"/>	TER124	Click-strap small	Pad length approx. 8" (203 mm)	£51
<input type="checkbox"/>	TER128	D-Ring positioning belt		£73
<input type="checkbox"/>	RACE22	Top End T-Shirt Size L		£9
<input type="checkbox"/>	RACE22	Top End T-Shirt Size XL		£9
UPHOLSTERY COLOUR				
<input type="checkbox"/>	Standard	Black		
<input type="checkbox"/>	UPHI1	Woodland Camouflage		£67
<input type="checkbox"/>	UPHI2	Digital Desert Camouflage		£88
FRAME COLOUR				
Contemporary colours				
<input type="checkbox"/>		Wet black		
<input type="checkbox"/>		Black prism		
<input type="checkbox"/>		White snow		
<input type="checkbox"/>		Silver metallic		
<input type="checkbox"/>		Stealth black		
Way cool colours				
<input type="checkbox"/>		Royal blue		
<input type="checkbox"/>		Midnight blue		
<input type="checkbox"/>		Grasshopper green		
Too hot colours				
<input type="checkbox"/>		Tangerine red		
<input type="checkbox"/>		Raspberry red		
<input type="checkbox"/>		Grape madness		
<input type="checkbox"/>		Safety yellow		
<input type="checkbox"/>		Sunkissed orange		
<input type="checkbox"/>		Bubblegum pink		
No paint option				
<input type="checkbox"/>		Buffed aluminium (raw)		

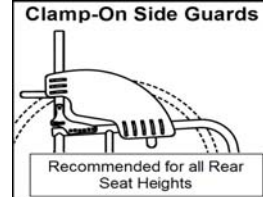
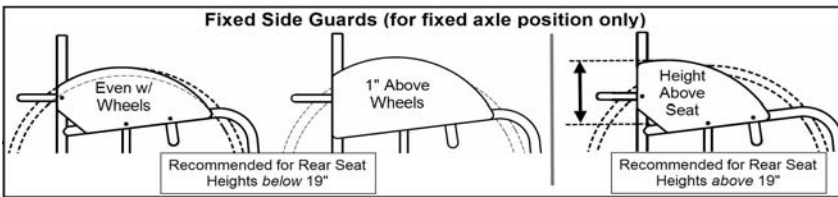
Footrest options



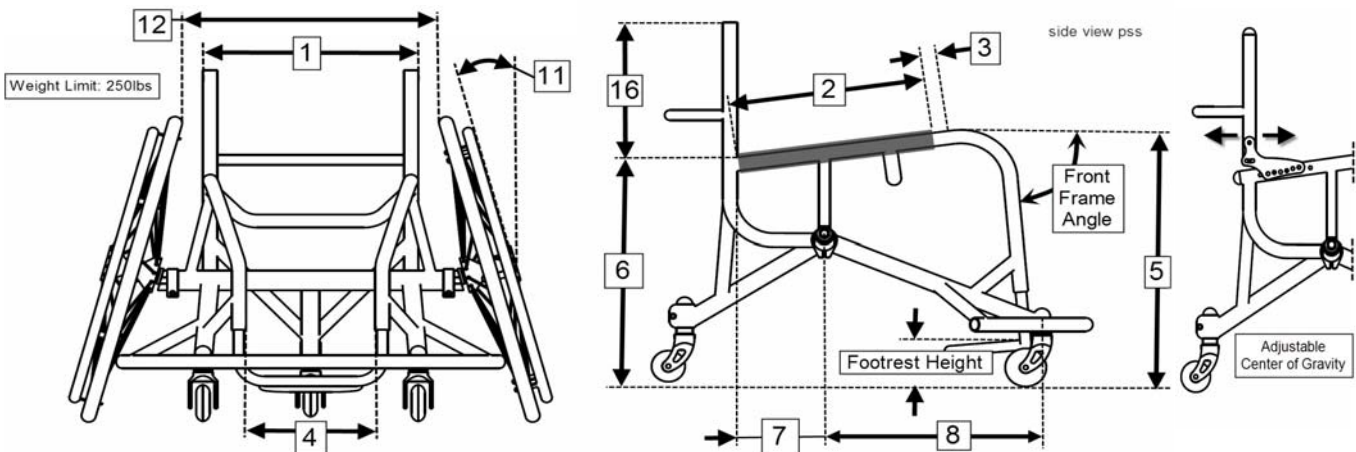
Wing style



Sideguards options



Measuring guide



- 1 Seat width measurement
- 2 Seat depth measurement
- 3 Extra seat depth
- 4 Footrest options
- 5 Seat height front
- 6 Seat height rear
- 7 Centre of gravity
- 8 Wheelbase
- 11 Camber
- 12 Tyre-to-Tyre distance
- 16 Back height

Invacare Ltd: www.invacare.co.uk

Pencoed Technology Park, Pencoed, Bridgend CF35 5AQ T: 01656 776222 F: 01656 776220

All rights reserved. Trademarks are identified by the symbols ™ and ®. All trademarks are owned by or licensed to Invacare Corporation unless otherwise noted.

Spinergy is a registered trademark for Spinergy Corp. Sun is a registered trademark of Sun Components Inc. Kenda is a registered trademark of Kenda Rubber International Co. Ltd.

Specifications and prices are subject to change without notification.

©2011 Invacare Corporation

Form No. 11-162



Yes, you can.®