



Yes, you can.[®]

> Rea[®] Comfort

Smart solutions create unique possibilities!

The Rea[®] **Comfort** is the natural choice for the moderately active user. The comfortable seating system allows the user to alter the seat position, ensuring maximum comfort at all times combined with good driving characteristics makes **Comfort** the ideal choice.

The improved Invacare[®] **Flex2** seat adds individual adaptability for stable and comfortable seat posture and user activity.





➤ **Driven by comfort**

The combination of comfortable seating, with self-adjustable seat angle and backrest recline, plus the self-propel option has made the Rea® **Comfort** a success.

➤ **Tilt & recline makes life comfortable**

The **Comfort** seating system consists of a 20° seat tilt and a 30° backrest recline. Both tilt and recline can be easily adjusted manually or electrically by the user or carer. The backrest has a biomechanical positioning hinge, which follows the user's natural back movement when adjusting the backrest angle.

➤ **User-operated tilt and recline**

Comfort allows the user to tilt the seat mechanically without the help of an assistant. By turning the hand wheel on the side of the chair, the whole seat unit tilts – as you tilt backwards the seat slides forwards at the same time. The chair's balance is maintained when tilted backwards, making **Comfort** easy to propel whilst in an upright position.

➤ **Compatibility between product lines**

The backrest attachment has been redesigned to enhance compatibility between the Rea® **Bellis**, Rea® **Assist** and Rea® **Comfort**. The Invacare® **Flex2** range includes backrest types, cushions and other backrest options to make it easy to use the broad and numerous Invacare® options for obtaining comfort.





Flex2 assortment

The interchangeable **Flex2** seat width, with optional seat solutions.



Length compensation

The leg- and backrest includes length compensation for preserving support for the head and legs through the biomechanical hinges.



Biomechanical

Seat tilt with retained balance and rear seat height in a tilted position




Balance

The seat unit can gradually be tilted by the user or the assistant with the optional handwheel.



Seat size

The seat depth and backrest are adjustable in size.



Rear wheel plate

The seat height and the balance can be adjusted individually. The rear wheels sizes available are 12, 22 and 24".

Options



Transport version

The Rea® **Comfort** in Dartex upholstery, with a **Invacare® Mistral** backrest cushion, fixed legrest and 12" transport wheels.



Sliding seat

The **Comfort** with an optional seat that helps the user to be better positioned in the seat, because the user can slide into the seat during transfer.



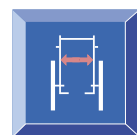
Low version

The **Comfort** with grey plush upholstery featuring a 37.5cm seat height (measured without seat cushion), with **Mistral** backrest cushion on backrest plate and height-adjustable armrests.

Also see:

- For compatibility of **Flex2** with see **Flex2** brochure.
- For accessories see **Accessory** brochure.

Technical data



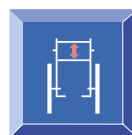
39, 44, 49 cm



42,5 - 50 cm

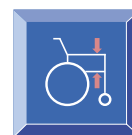


37,5 - 47 cm



55 + 15 cm

(with 10 cm seat cushion)



23 - 34 cm



32 - 44 cm

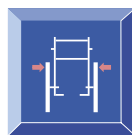
41 - 53 cm



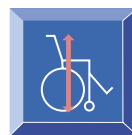
0° - +20°



0° - 30°



SW + 22 cm



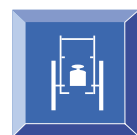
90 cm



119 cm



80 cm



34 kg
(Seat width 44 cm)



125 kg



Transport:
Weight 16,5 kg
68 x (SW + 24) x 48 cm



Crash tested
ISO 7176-19*

* Our wheelchairs comply above ISO standards and with ISO 10542, and have additional features providing increased levels of occupant security and safety whilst travelling in a motor vehicle. Wheelchair users should however transfer to the vehicle seat and use the vehicle installed restraint system whenever it is feasible.

Frame colour



Pearl grey

Upholstery



Grey Dartex TR23



Grey plush TR 32

All information quoted is believed to be correct at time of print.
Invacare® reserves the right to alter product specifications without prior consultation.



INVACARE® Rea AB
Box 200 · Växjövägen 303
SE-343 75 DIÖ · Sweden
Tel: +46 476 535 00 · Fax + 46 476 535 99

